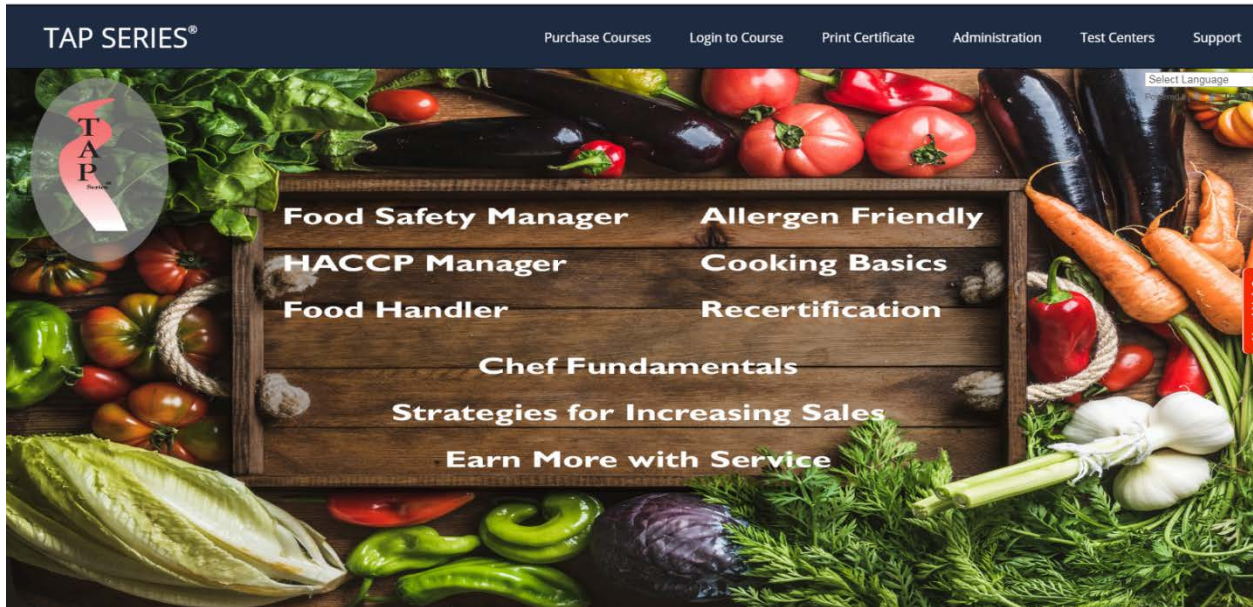


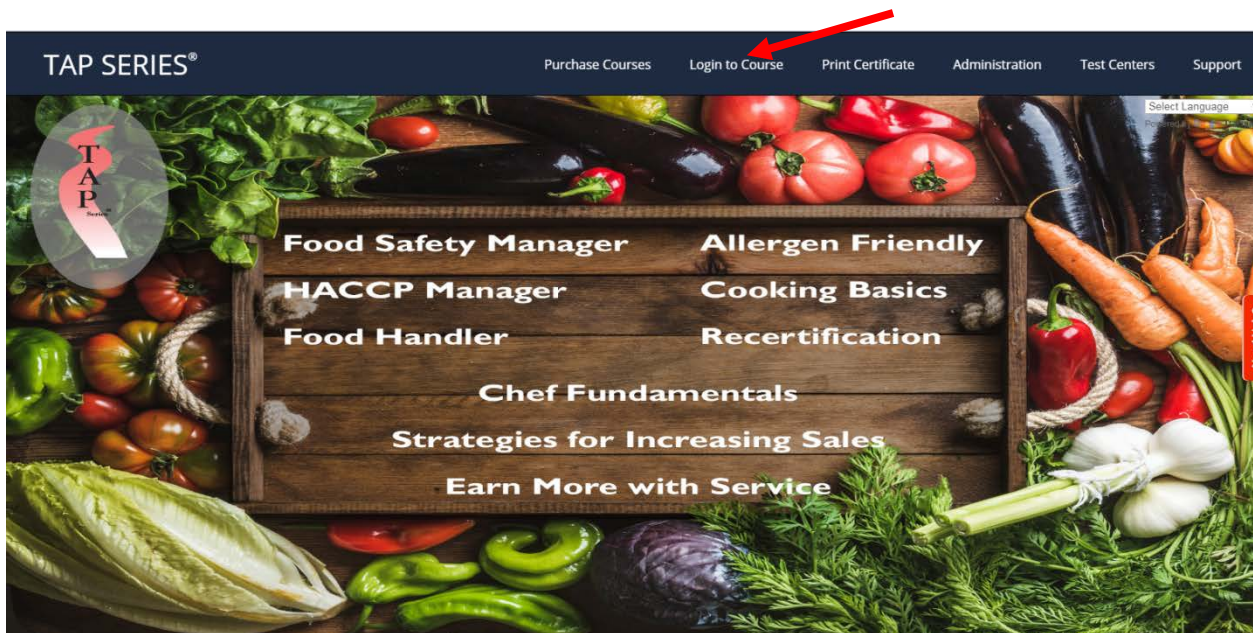
TAP Series

How To Reset Student Password

1. Open up an Internet Browser (Google Chrome, Mozilla Firefox, Microsoft Edge or Safari)
2. Go to the page www.tapseries.com. The page looks as follows.



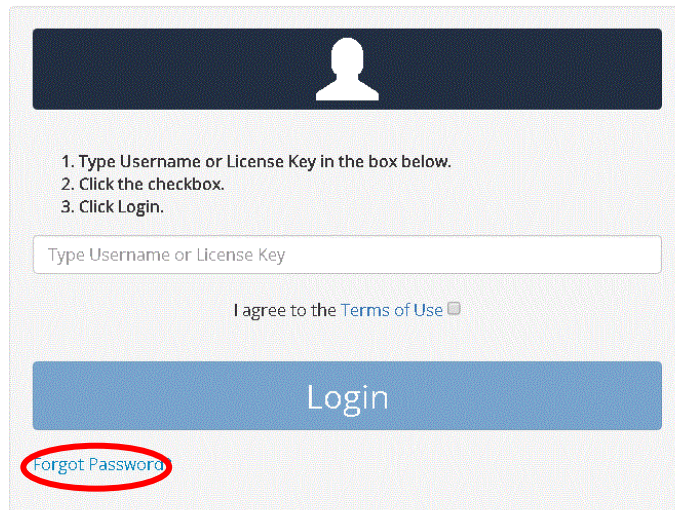
3. Go to "Login To Course"



TAP Series

4. Click on "Forgot Password", enter in your information, and a password reset link will be e-mailed to you.

Course Login



The image shows a 'Course Login' form. At the top, there is a dark blue header with a white silhouette of a person. Below this, there are three numbered instructions: '1. Type Username or License Key in the box below.', '2. Click the checkbox.', and '3. Click Login.'. A text input field is provided with the placeholder text 'Type Username or License Key'. Below the input field is a checkbox labeled 'I agree to the Terms of Use'. A large blue button labeled 'Login' is positioned below the checkbox. At the bottom left of the form, there is a link labeled 'Forgot Password' which is circled in red.

1. Type Username or License Key in the box below.
2. Click the checkbox.
3. Click Login.

Type Username or License Key

I agree to the [Terms of Use](#)

Login

[Forgot Password](#)